



The Kirklees e-prospectus & Application System



NEXT



www.get-into.co.uk

- Online Prospectus → Search for courses
- Application System → Apply for full time courses and apprenticeships



About our prospectus

Welcome to Get Into, the Kirklees online prospectus.

Get Into is an online prospectus and application system for young people to apply to school sixth forms, colleges and training providers in Kirklees and its surrounding areas.

Anyone can browse the prospectus to find out more about courses and opportunities, but to make an application you will need your log in details.

To find out more about Get Into and how to use it, please visit the Help and Guidance page of the website.

[Help and Guidance >](#)[Opportunities >](#)[NEXT](#)



Login

Sign Up

Username

account321214

Password

.....

Log In

[Forgotten your username?](#) / [Forgotten your password?](#)

Enter your username and password to login. This will be provided by your school.

[Return to homepage](#)



NEXT

Your account

Get the most out of all the GetInto services you use.

Your Account page is the 'home' page of the site once you are logged in.

Welcome back, Demo

What do you want to do today?

From this page you can update your profile, your next step and make and review applications.

Each section needs to show as complete (green status bar) before you can make an application.

Apply

You need to **fully complete both your profile and next steps** before you can make an application.

Your profile

A record of your information.

Status **complete**

[Update your details](#) >

Your next step

Where you plan to go after year 11?

Status **complete**

[Change destination](#) >

Your Applications

Management centre.

[Create or Review applications](#) >

At a glance...

Everything you need to know about in one handy place.

0

Applications

You haven't created an application yet.

Tools

This is where you can access additional packages.

Message centre

You have **0 new messages.**

[Create a new message](#) >

[View your inbox](#) >

Your favourites

Add and remove saved courses.

[Manage your list \(0\)](#) >

NEXT STEP: Complete your Profile

 **NEXT**

Your profile

Your individual user information that is used for creating your applications.

Click on each of the 8 sections and complete all questions within each section.

The Status bar needs to turn **Green** to show the section is complete (this will be **red** to start with)

All sections need to be Green to make an application

[← Back to your account](#)

This is all about you, Demo.

In order to complete your profile, please work through and complete each of the sections.

Personal Details

Information about you.

Status **complete**

[Update details](#) >

Address

Information about where you live.

Status **complete**

[Update details](#) >

Health

Information about your health.

Status **complete**

[Update details](#) >

Parental Information

Contact details of your parent, carer or guardian.

Status **complete**

[Update details](#) >

Qualifications

List all your qualifications from secondary education onwards.

Status **complete**

[Update details](#) >

Work Experience

This section is all about the work experience you have had, including any part time jobs, and references.

Status **complete**

[Update details](#) >

Personal Statement

Your chance to describe your ambitions, skills, and experience.

Status **complete**

[Update details](#) >

Equality and Diversity

This section is all about who you are and what you believe.

Status **complete**

[Update details](#) >

NEXT STEP: click on Search Courses here to add courses to your Favourites

What's next?

Once your profile is complete you can create an application.

Print your profile

[Create a PDF](#) >

Add courses to favourites

[Search courses](#) >

Create an application

[View applications](#) >

Message centre

[View your messages](#) >

Courses **MUST** be added to your **FAVOURITES** before you can make an application

NEXT

Opportunities

Helping you to make the right choice.

1. Type in the subject you want to study

2. Choose the type of course you are interested in from the drop-down list

3. Click Search

Search for opportunities

Full time courses



Search

OR Click on one of the options below to see the courses available



Full time courses

Browse our range of both vocational and academic courses and get your career off to a flying start.



Employer apprenticeship vacancies

Use this search to look for current vacancies.



Provider apprenticeships

Browse our range of provider apprenticeship courses



Jobs

Browse our range of courses



NEXT

Full time courses

Course Finder

< Back

Search for courses

1. Type in the subject you want to study

What do you want to study?

2. Click Search

Search

OR click on one of the options below if you want to see courses listed by provider or one of the other options

Not quite sure what you're looking for or where to start? Try searching by

By Provider

By Sector

By Qualification

By Level

By Area

 NEXT

Full time courses

Course listing

Showing 14 out of 14 available courses.

If you search by course , the results will show a list all the providers who offer that course

You can filter your search here

< B

Filter

Select the type of course you're interested in to filter your results.

Search by keyword

2022-2023



- All Areas -



- All Qualifications -



- All Sectors -



- All Levels -



- All Providers -



Apply filters



A Level History

Huddersfield New College

GCE A/AS Level or Equivalent Level 3



A level History

St John Fisher Catholic

GCE A/AS Level or Equivalent



A Level History

Batley Girls' Sixth Form College

GCE A/AS Level or Equivalent Level 3



A Level History

DummyProviderKirklees

GCE A/AS Level or Equivalent Level 3

Click on the course to find out more information



NEXT

Full time courses

Search by provider

< Back to Search

Filter by A B C D E F G H I J K L M N O P Q R S T U V W X Y Z [Reset](#)



Accord Sixth Form College
(Ossett Academy)
Sixth Form



Askham Bryan College
College



Aspire Igen
Training Provider



Barnsley College
College



Batley Girls' Sixth Form
College
Sixth Form



Calderdale College
College



CAPA College
College



CMS Vocational Training
Training Provider



Elliott Hudson College
College



Greenhead College
College



Huddersfield Giants
Community Trust
Training Provider



Huddersfield New College
College



Kirklees College
College



LLS
Training Provider



Mark Betts Hair Education
Training Provider



Mirfield College
Sixth Form



National Business College
Training Provider



Shelley College
Academy with 6th form



St John Fisher Catholic
Voluntary Academy
Academy with 6th form



The Creative and Media
Studio School
College



The Link Academy
Training Provider



UTC Leeds
College



Wakefield College
College



White Rose Beauty College
Training Provider



Woodspeen Training
Training Provider

If you Search by Provider, the results will show a list of all providers .

To see the courses offered by that provider, click on the provider you are interested in. You will then be shown a list of all the courses on offer at that provider.

You can then click on the courses that interest you to read the course information

You can apply through the Get Into website to all the providers listed **apart from** Greenhead College, Elliot Hudson College, CAPA College, Askham Bryan College and CMS. There is a reminder about this on the Help & Guidance pages of the website



NEXT



A Level History

Huddersfield New College

New Hey Road, Huddersfield, West Yorkshire, HD3 4GL

GCE A/AS Level or Equivalent Level 3 HIS/3AL/22



Available start dates

01 September 2022

Huddersfield New College 2 Year(s) Full time Daytime/working hours

Add to Favourites



Please click on the school or college name above to find out important information on how and when to apply to this provider as currently their online applications are closed.

Course Summary

Do you have an enquiring mind, enjoy forming opinions through research and want an A Level qualification that will support you to succeed in numerous sought after career paths? Then A Level History is the subject for you. This fascinating course will see you exploring a number of pivotal events from across time, with a particular focus on how these have shaped life in society today.

Course Details

This engaging and interactive subject will see you studying a range of historical periods and movements, including:

- Conflict and Reformation in Tudor England (1529-1570)
- The Quest for Political Stability in Germany (1871-1991)
- US Civil Rights (1909-2009)

Course Information gives you more details about the course including entry requirements

Click Add to Favourites to save the course in your Favourites list so you can apply for it later

Search for every course you are interested in and add them all to your **Favourites** and then you are ready to make an application.
Remember you need to Add a course to your Favourites to apply for it.



NEXT

Your account

Get the most out of all the GetInto services you use.

Welcome back, Demo

What do you want to do today?

Apply

You need to **fully complete both your profile and next steps** before you can make an application.

Your profile

A record of your information.

Status **complete**

[Update your details](#) >

Your next step

Where you plan to go after year 11?

Status **complete**

[Change destination](#) >

Your Applications

Management centre.

Tools

This is where you can access additional packages.

Message centre

You have **5 new messages**.

[Create a new message](#) >

[View your inbox](#) >

Your favourites

Add and remove saved courses

[Manage your list \(3\)](#) >

All courses added to your **Favourites** will show as a list in this section on your **Your account** page.

Click on **Manage your list** to see the courses

Privacy & personalisation

Your data and preferences that help make our services more useful to you.

Account Settings

[View your options](#) >

Privacy Settings

[View your options](#) >

From your **Favourites** page you can view course information and remove courses from your list

Favourites

[Back to your account](#)

Compare and organise

These are the courses/opportunities you've added to your favourites list, grouped by provider.

DummyProvider

A Level Geography Level 3 (01/09/2022)

[View](#) [Remove](#)

A Level Sociology Level 3 (01/09/2022)

[View](#) [Remove](#)

Mirfield College

3D Art & Design - BTEC Level 3 Diploma (Double Award) Level 3 (01/09/2022)

[View](#) [Remove](#)

[NEXT](#)

Your account

Get the most out of all the GetInto services you use.

Welcome back, Demo

What do you want to do today?

Apply

You need to **fully complete both your profile and next steps** before you can make an application.

Your profile

A record of your information.

Status **complete**

[Update your details](#) >

Your next step

Where you plan to go after year 11?

Status **complete**

[Change destination](#) >

Your Applications

Management centre.

[Create or Review applications](#) >

Tools

This is where you can access additional packages.

Message centre

You have **5 new messages**.

[Create a new message](#) >

[View your inbox](#) >

Your favourites

Add and remove saved courses.

[Manage your list \(3\)](#) >

Privacy & personalisation

Your data and preferences that help make our services more useful to you.

Account Settings

[View your options](#) >

Privacy Settings

[View your options](#) >

To create an application, go to **Your Account** and click **Create or Review Applications**

This will take you to the **Your Applications** page

Your applications

Create a new application or check an existing one.

[Back to your account](#)

Hi Demo, you've got this!

You can create a new application or review your existing applications.

To create an application follow these steps.

Step 1



Find

Search for a course that interests you.

Step 2



Add

Add the course to your favourites list.

Step 3



Apply

Click Create a new application and get started.

Standard Application

This is the **most popular** application and can be used for any provider.

[Create a new application](#)

Click on **Create New Application** to get started

At a glance...

Everything you need to know about in one handy place.

5

Messages

You have new messages to read

0

Applications

You haven't created an application yet.



NEXT

Choose a provider

Select the provider for this application.

Demo, let's pick the provider you're applying to.

Choose from the list below.

Please select...

Save and continue

Cancel

2. Click Save and Continue

1. Choose the provider you wish to apply to from the drop down list

Providers who offer courses you have saved in your **Favourites** list will appear at the top of the drop down list.



NEXT

Are you ready, Demo?

Your Application ID is 481094. If you have any problems, please refer to this number.

You have now created an application for your chosen Provider

⚠ This application has not been sent yet.

The application includes all the sections of Your Profile that you previously completed

Personal Details

Status

Update details >

Address

Status

Update details >

Health

Status

Update details >

Parental Information

Status

Update details >

Qualifications

Status

Update details >

Work Experience

Status

Update details >

Personal Statement

Status

Update details >

Equality and Diversity

Status

Update details >

2 new sections
have been added

Course Choices

No course chosen.

Status

Add/remove courses >

Review & Send Your Application

Status

Review and send >

Now click here to add your courses



NEXT

Course choices

For DummyProvider (481094)

[← Back to your application](#)

It is time to choose...

Select each course you would like to include in your application.

1. Add a course from your favourites list.

DummyProvider

A Level Geography (01/09/2022)

Block A

A Level Sociology (01/09/2022)

Block D

Add Courses to
your application
from your
Favourites list by
clicking on
Add Course

Browse courses

Add course

Add course

2. Double-check

Please note - any

If you have not added any courses to your Favourites or you want to add another course that you have not previously added to your Favourites, use the **Browse Courses** button to search course options and add to your Favourites.

Until you add at least one course, you cannot progress with your application.



2. Double-check your choice and order by preference.

Please note – any courses with a red background are no longer available and


Your chosen courses now appear in Section 2.

DummyProvider

1 A Level Geography (Block A) (Level 3)

2 A Level Sociology (Block D) (Level 3)

You can change the order of your courses by preference if you need to by using the arrows.



3. Why have you chosen the course(s)?

For example, they will lead to a type of career, it's an area that you are interested in etc. If you have chosen different types of courses, you should also explain why. Don't feel you have to write too much here.

You must complete your why have you chosen the course(s)?

Write a short sentence in here to explain why you wish to apply for the courses you have chosen

Save and continue


Cancel

2. Click Save and Continue

 NEXT

Are you ready, Lindsey?

Your Application ID is 481027. If you have any problems, please refer to this number.

 This application has not been sent yet.

Personal Details

Status

Update details >

Address

Status

Update details >

Health

Status

Update details >

Parental Information

Status

Update details >

Qualifications

Status

Update details >

Work Experience

Status

Update details >

Personal Statement

Status

Update details >

Equality and Diversity

Status

Update details >

Course Choices

You have 2 courses selected.

Status

Add/remove courses >


Review & Send Your Application

Status

Review and send >

Course Choices is now complete

Now Click Review and Send

 NEXT

Send application

DummyProvider (481027)

Review your details

Take your time to check all the information is correct.

Preference

Application Preference *

Please Select...

Additional support

Will you need support at your College interview? *

If you answer yes to this question, the college may contact you for further information

No

Consent

Please note that if you do not consent your on-line application will not be shared and you will have to apply using a different format. Please contact the provider directly to find out more.

☐

I have read and give my explicit consent for the personal information about me that is saved on this site to be held by GetInto, and for this information to be shared with my existing and other educational institutions This includes schools/academies, colleges and training providers to whom I apply, and for the purposes described in, and processed in accordance with, The General Data Protection Regulation (GDPR) (EU) 2016/679 and the Data Protection Act 2018 [subject to Royal Assent], and outlined in the site's Privacy Notice. The information will only be processed for the purposes of training and education and the provision of grants and benefits.

Please note that if you do not consent your on-line application will not be shared and you will have to apply using a different format. Please contact the provider directly to find out more.

☐

I have reviewed the application, I'm satisfied with the contents and wish to send it to the provider.

Send your application

Cancel

- Review the details on your application.
- Make sure the details in each section are correct. If you need to make any changes use the orange edit button at the end of each section.
- Answer any questions that have been set by the provider
- **Do not worry about the Application Preference.** This is not used in Kirklees and different colleges/sixth forms cannot see what preference you have given your application to their college.
- Answer the Additional Support question
- Tick the consent boxes (if you do not do this your application will not be sent)
- Click

Send your application

NEXT

In 'Your Account' you will now see your Application has moved to the next stage.

Hi Lindsey, you've got this!

You can create a new application or review your existing applications.

Standard Application

This is **the most popular** application and can be used for any provider.

Create a new application

Existing applications

Check back often to see any changes.

Sent Pending Reference

Your application will be sent once a reference has been added by your tutor.

1 DummyProvider (481027)



At a glance...

Everything you need to know about in one handy place.

5

Messages
You have new messages to read



Application Status

- **Draft** – incomplete application/not sent
- **Sent Pending Reference** -You have submitted the application and it is waiting for your careers adviser/school to attach the reference. You cannot do anything further with the application at this stage
- **Schools Hold** – The reference has been attached and it is waiting to be sent to the college by your careers adviser/school
- **Sent** – The application has been sent by your careers adviser/school to college
- **Acknowledged** – The college has received your application
- LOTS OF COLLEGES STOP USING THE SYSTEM AT THIS STAGE AND WILL START COMMUNICATING WITH YOU VIA EMAIL OR LETTER HOWEVER SOME WILL SEND YOU INTERVIEW INVITES AND OFFER YOU A PLACE THROUGH THE SYSTEM SO **REMEMBER TO KEEP CHECKING YOUR APPLICATIONS.**



Remember:



DEADLINES:

Add your deadline here

Personal Profiles should be completed – including your personal statement.

Add your deadline here

Applications to colleges and 6th forms should have been submitted and be ready for approving

- College deadlines are mostly around between mid January – early February
- Late applications - **after ...add your own date....** risk not being submitted/approved on time.

Need Help: Add Contact details here

