

The background of the entire page is a light gray gradient. Scattered across this background are numerous water droplets of various sizes and shapes. Some are large and prominent, while others are small and subtle. The droplets have a realistic appearance with highlights and shadows, giving them a three-dimensional effect. They are distributed across the top, bottom, and sides of the page, framing the central text.

# **GCSE ENGLISH LANGUAGE AND ENGLISH LITERATURE**

REVISION GUIDANCE

# OVERVIEW

- YOU HAVE BEEN STUDYING 2 SUBJECTS IN ENGLISH LESSONS:
  1. 1 FOR ENGLISH LANGUAGE (EXAM BOARD = EDUQAS)
  2. 1 FOR ENGLISH LITERATURE (EXAM BOARD = AQA)
- THE FOLLOWING POWERPOINT IS DESIGNED TO HELP FOCUS YOUR REVISION FOR THESE SUBJECTS



# ENGLISH LANGUAGE

- PAPER 1: FICTION (40% OF OVERALL GRADE)
  - PAPER 2: NON-FICTION (60% OF OVERALL GRADE)
- 




# ENGLISH LANGUAGE

- **PAPER 1: FICTION**

- **SECTION A: FICTION READING (1 HOUR)**

- **SECTION B: CREATIVE PROSE (45 MINS)**

# FICTION READING




- THIS SKILL USES A SIMILAR SKILL SET TO THE **NON-FICTION READING** PAPER.
- THE BEST WAY TO REVISE IS TO:
  - GO OVER THE EXPECTATIONS AND SUCCESS CRITERIA FOR EACH TYPE OF QUESTION. YOU CAN FIND THESE IN YOUR EXERCISE BOOKS OR THE FICTION READING STUDENT SUPPORT PACK YOU WILL BE GIVEN.
  - PRACTISE THE QUESTIONS IN TIMED CONDITIONS. THERE ARE PLENTY OF SAMPLE QUESTIONS IN THE STUDENT SUPPORT PACK.
- YOUR TEACHER MAY BE ABLE TO SIT WITH YOU OUTSIDE OF LESSON AND GO THROUGH ANY SAMPLE WORK YOU HAVE DONE. ALTERNATIVELY, THE WEEKLY ACHIEVE SESSION (MONDAY) WILL ALWAYS BE STAFFED BY SOMEONE WHO CAN HELP.

# CREATIVE PROSE



- THIS IS THE SHORT STORY. YOU WILL NEED TO IMPROVE AND RE-LEARN YOUR MODEL STORIES AND ADAPT IT TO A NEW TITLE IN THE EXAM.
- THE BEST WAY TO REVISE IS TO:
  - PRACTISE WRITING THE STORY IN TIMED CONDITIONS [45 MINUTES]
  - ADAPT AND **REWRITE** THE STORY TO FIT AS MANY NEW TITLES AS POSSIBLE. THERE IS A LIST OF THESE REPRODUCED ON THE NEXT SLIDE
  - READ AS MUCH FICTION PROSE AS YOU CAN!
- YOUR TEACHER MAY BE ABLE TO SIT WITH YOU OUTSIDE OF LESSON AND GO THROUGH ANY SAMPLE WORK YOU HAVE DONE. ALTERNATIVELY, THE WEEKLY ACHIEVE SESSION (MONDAY) WILL ALWAYS BE STAFFED BY SOMEONE WHO CAN HELP.

## CREATIVE PROSE – EXAMPLE TITLES



### THE ACCIDENT

WRITE ABOUT AN INCIDENT WHICH TAUGHT YOU THE VALUE OF MONEY

**STARTS** – I HAD NEVER LIKED MOBILE PHONES, AND NOW I KNEW WHY...

### A TIME FOR CELEBRATION

**ENDS** - ...AND NOW IT REALLY WAS CLEAR THAT YOU COULD NOT TRUST ANYONE, LEAST OF ALL YOUR FRIENDS

### THE PRIZE

WRITE ABOUT AN OCCASION WHEN IT TURNED OUT BETTER THAN EXPECTED

### NEWSFLASH

### THE VISITOR

WRITE ABOUT A SITUATION WHERE YOU WERE TESTED TO THE LIMIT

### BREAKING THE RULES

### THE GIFT

WRITE ABOUT A TIME WHEN YOU HAD TO LOOK AFTER A NEIGHBOUR'S PET

### A NIGHT OUT

### A MEMORABLE WEEKEND

WRITE ABOUT A TIME WHEN YOU HAD TO MAKE A DIFFICULT CHOICE OR DECISION

### THE FUGITIVE

WRITE ABOUT A TIME WHEN YOU FELT ASHAMED OF YOURSELF

### THE JOURNEY OF A LIFETIME

### AN UNFORGETTABLE MOMENT

### THE INTERVIEW

WRITE ABOUT A TIME WHEN YOU BROKE SOMETHING

**STARTS** – EVERYONE SAID YOU SHOULD

### NEVER GO BACK, BUT I COULDN'T RESIST

**STARTS** – THE NEWS WAS TERRIBLE, THEY WERE ACTUALLY CLOSING THE PLACE DOWN...

**ENDS** – I WISH I HAD NEVER THOUGHT OF BUYING IT

**STARTS** – HE COULD RESIST ANYTHING EXCEPT TEMPTATION, AND THIS WAS VERY TEMPTING...

**ENDS** – IT WAS DIFFICULT TO LOOK BACK WITHOUT A SENSE OF REGRET

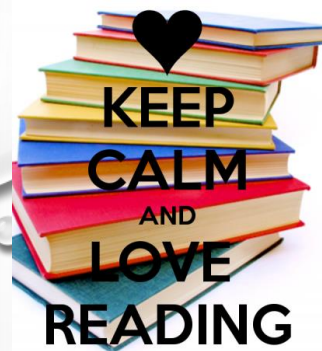
**ENDS** – I FEARED THE WORST BUT THE TEACHER COULD NOT STOP HERSELF FROM LAUGHING

**STARTS** – SAM KNEW THERE WAS TROUBLE COMING AS SOON AS MRS THOMAS CLOSED THE DOOR...



**ENGLISH LANGUAGE  
PAPER 2: NON-FICTION**

- **SECTION A: NON-FICTION READING (1 HOUR)**
  - **SECTION B: TRANSACTIONAL WRITING (1 HOUR)**
- 



# NON-FICTION READING

- THIS SKILL USES A SIMILAR SKILL SET TO THE **FICTION READING** PAPER.
- THE BEST WAY TO REVISE IS TO:
  - GO OVER THE EXPECTATIONS AND SUCCESS CRITERIA FOR EACH TYPE OF QUESTION. YOU CAN FIND THESE IN YOUR EXERCISE BOOKS OR THE NON-FICTION READING STUDENT SUPPORT PACK YOU WILL BE GIVEN.
  - PRACTISE THE QUESTIONS IN TIMED CONDITIONS. THERE ARE PLENTY OF SAMPLE QUESTIONS IN THE STUDENT SUPPORT PACK.
- YOUR TEACHER MAY BE ABLE TO SIT WITH YOU OUTSIDE OF LESSON AND GO THROUGH ANY SAMPLE WORK YOU HAVE DONE. ALTERNATIVELY, THE WEEKLY ACHIEVE SESSION (MONDAY) WILL ALWAYS BE STAFFED BY SOMEONE WHO CAN HELP.



# TRANSACTIONAL WRITING



- YOU WILL HAVE TO ANSWER 2 QUESTIONS SO UNDERSTANDING THE DIFFERENCES BETWEEN THE DIFFERENT FORMS OF WRITING IS KEY. THESE ARE:

- Letters
- Speeches
- Articles
- Reports
- Reviews
- Guides

- THE BEST WAY TO REVISE IS TO:
  - PRACTISE RESPONDING TO QUESTIONS IN TIMED CONDITIONS [30 MINUTES EACH]. THERE IS A LIST OF POSSIBLE QUESTIONS FOR ALL FORMS IN THE STUDENT SUPPORT PACK.
  - USE THE STUDENT SUPPORT PACK TO PLAN AND WRITE PRACTICE QUESTIONS
  - READ REAL WORLD EXAMPLES OF THE TYPES OF TEXTS
- YOUR TEACHER MAY BE ABLE TO SIT WITH YOU OUTSIDE OF LESSON AND GO THROUGH ANY SAMPLE WORK YOU HAVE DONE. ALTERNATIVELY, THE WEEKLY ACHIEVE SESSION (MONDAY) WILL ALWAYS BE STAFFED BY SOMEONE WHO CAN HELP.

## ENGLISH LITERATURE

- PAPER 1: SHAKESPEARE (MACBETH) AND A CHRISTMAS CAROL (40% OF OVERALL GRADE)
- PAPER 2: BLOOD BROTHERS, ANTHOLOGY POETRY AND UNSEEN POETRY (60% OF OVERALL GRADE)




# SHAKESPEARE: MACBETH

- THE BEST WAYS TO REVISE ARE TO:
  - USE THE FOLLOWING SOURCES TO FAMILIARISE YOURSELF WITH THE PLOT, CHARACTERS AND THEMES. TURN THESE SOURCES INTO REVISION MATERIALS (FLASHCARDS, MIND MAPS, PODCASTS ETC):
    - **STUDENT SUPPORT PACK.**
    - SPARKNOTES WEBSITE [HTTPS://WWW.SPARKNOTES.COM/SHAKESPEARE/MACBETH/](https://www.sparknotes.com/shakespeare/macbeth/)
    - THE GENIUS ANNOTATIONS WEBSITE [HTTPS://GENIUS.COM/ALBUMS/WILLIAM-SHAKESPEARE/MACBETH](https://genius.com/albums/william-shakespeare/macbeth)
    - LITCHARTS WEBSITE (THEME TRACKER FUNCTION IS ESPECIALLY USEFUL) [HTTPS://WWW.LITCHARTS.COM/LIT/MACBETH](https://www.litcharts.com/lit/macbeth)
    - YORKNOTES REVISION GUIDE
    - YOUR **EXERCISE BOOKS**
    - YOUR OWN ANNOTATED COPIES OF THE TEXT
  - DON'T **JUST READ OVER NOTES/REVISION MATERIALS.** USE THEM TO PLAN RESPONSES TO SAMPLE QUESTIONS. QUESTIONS WILL BE FOUND IN THE **STUDENT SUPPORT PACK.**
  - PRACTISE THE QUESTIONS IN TIMED CONDITIONS. THERE WILL BE PLENTY OF SAMPLE QUESTIONS IN THE **STUDENT SUPPORT PACK.**
- YOUR TEACHER MAY BE ABLE TO SIT WITH YOU OUTSIDE OF LESSON AND GO THROUGH ANY SAMPLE WORK YOU HAVE DONE. ALTERNATIVELY, THE WEEKLY ACHIEVE SESSION (MONDAY) WILL ALWAYS BE STAFFED BY SOMEONE WHO CAN HELP.



# A CHRISTMAS CAROL

- THE BEST WAYS TO REVISE ARE TO:
  - USE THE FOLLOWING SOURCES TO FAMILIARISE YOURSELF WITH THE PLOT, CHARACTERS AND THEMES. TURN THESE SOURCES INTO REVISION MATERIALS (FLASHCARDS, MIND MAPS, PODCASTS ETC):
    - **STUDENT SUPPORT PACK**
    - SPARKNOTES WEBSITE [HTTPS://WWW.SPARKNOTES.COM/LIT/CHRISTMASCAROL/](https://www.sparknotes.com/lit/christmascarol/)
    - GENIUS WEBSITE [HTTPS://GENIUS.COM/CHARLES-DICKENS-A-CHRISTMAS-CAROL-PART-1-ANNOTATED](https://genius.com/charles-dickens-a-christmas-carol-part-1-annotated)
    - LITCHARTS WEBSITE (THEME TRACKER FUNCTION IS ESPECIALLY USEFUL) [HTTPS://WWW.LITCHARTS.COM/LIT/A-CHRISTMAS-CAROL](https://www.litcharts.com/lit/a-christmas-carol)
    - YORKNOTES REVISION GUIDE
    - YOUR **EXERCISE BOOKS**
    - YOUR OWN ANNOTATED COPIES OF THE TEXT
  - DON'T **JUST READ OVER NOTES/REVISION MATERIALS.** USE THEM TO PLAN RESPONSES TO SAMPLE QUESTIONS. QUESTIONS CAN BE FOUND IN THE **STUDENT SUPPORT PACK.**
  - PRACTISE THE QUESTIONS IN TIMED CONDITIONS. THERE ARE PLENTY OF SAMPLE QUESTIONS IN THE **STUDENT SUPPORT PACK.**
- YOUR TEACHER MAY BE ABLE TO SIT WITH YOU OUTSIDE OF LESSON AND GO THROUGH ANY SAMPLE WORK YOU HAVE DONE. ALTERNATIVELY, THE WEEKLY ACHIEVE SESSION (MONDAY) WILL ALWAYS BE STAFFED BY SOMEONE WHO CAN HELP.



# BLOOD BROTHERS

- THE BEST WAYS TO REVISE ARE TO:
  - USE THE FOLLOWING SOURCES TO FAMILIARISE YOURSELF WITH THE PLOT, CHARACTERS AND THEMES. TURN THESE SOURCES INTO REVISION MATERIALS (FLASHCARDS, MIND MAPS, PODCASTS ETC):
    - **STUDENT SUPPORT PACK**
    - BBC BITESIZE [BLOOD BROTHERS - GCSE ENGLISH LITERATURE REVISION - AQA - BBC BITESIZE](#)
    - GENIUS WEBSITE [BLOOD BROTHERS - 1995 LONDON CAST LYRICS, SONGS, AND ALBUMS | GENIUS](#)
    - LITCHARTS WEBSITE (THEME TRACKER FUNCTION IS ESPECIALLY USEFUL) [BLOOD BROTHERS STUDY GUIDE | LITERATURE GUIDE | LITCHARTS](#)
    - YORKNOTES REVISION GUIDE
    - YOUR **EXERCISE BOOKS**
    - YOUR OWN ANNOTATED COPIES OF THE TEXT
  - DON'T **JUST READ OVER NOTES/REVISION MATERIALS.** USE THEM TO PLAN RESPONSES TO SAMPLE QUESTIONS. QUESTIONS CAN BE FOUND IN THE **STUDENT SUPPORT PACK.**
  - PRACTISE THE QUESTIONS IN TIMED CONDITIONS. THERE ARE PLENTY OF SAMPLE QUESTIONS IN THE **STUDENT SUPPORT PACK.**
- YOUR TEACHER MAY BE ABLE TO SIT WITH YOU OUTSIDE OF LESSON AND GO THROUGH ANY SAMPLE WORK YOU HAVE DONE. ALTERNATIVELY, THE WEEKLY ACHIEVE SESSION (MONDAY) WILL ALWAYS BE STAFFED BY SOMEONE WHO CAN HELP.



## REVISE Conflict Poetry

# POETRY ANTHOLOGY – POWER AND CONFLICT

- THE BEST WAYS TO REVISE ARE TO:
  - USE YOUR **ANTHOLOGY NOTES** OR THE **YORK NOTES STUDY GUIDE** TO CREATE REVISION MATERIALS FOR THE POETRY STUDIED. THESE COULD BE:
    - FLASH CARDS
    - MIND MAPS
    - QUOTE BANKS
    - AUDIO FLASHCARDS
    - PODCASTS
    - REVISION POSTERS
  - DON'T **JUST READ OVER NOTES/REVISION MATERIALS.** USE THEM TO PLAN RESPONSES TO SAMPLE QUESTIONS.
  - SAMPLE QUESTIONS CAN BE GENERATED BY TAKING THE FOLLOWING SENTENCE AND ADDING A THEME FROM YOUR ANTHOLOGY COMPARISON GRIDS:
  - **HOW DOES THE POET IN [NAMED POEM] AND ONE OTHER POEM YOU HAVE STUDIED PRESENT THE THEME OF [THEME]?**



# TIMER IS AN EASY WAY TO REMEMBER HOW TO ANALYSE AN UNSEEN POEM

➔ **T**one

➔ **I**magery

➔ **M**eanings

➔ **E**njambment and Caesura

➔ **R**hyme

▪ Are the words positive or negative?

▪ Are any language devices being used? (e.g. Metaphor, simile etc)

▪ Are any colours being used?

▪ Are there any key words which link to the theme from the question?

▪ Is it 1<sup>st</sup> or 3<sup>rd</sup> person?

▪ Is there any Enjambment or Caesura?

▪ Does it Rhyme?



# English Language

# Revision menu

# English Literature

## Fiction Reading:

Complete as many sample questions (in timed conditions) as you can from the student support pack.

## Creative Prose:

- Memorise your story
- Adapt it to as many different titles as possible.
- Practise the spontaneous planning skills

## Non-Fiction Reading:

Complete as many sample questions (in timed conditions) as you can from the student support pack.

## Transactional Writing:

- Read **real world** examples of the different forms.
- Answer as many practice questions as possible.

## Shakespeare:

- Create revision materials for the plot, characters and themes
- Use revision resources to plan responses to sample questions from student support pack
- Complete as many sample questions as you can from student support pack.

## A Christmas Carol

- Create revision materials for the plot, characters and themes
- Use revision resources to plan responses to sample questions from student support pack
- Complete as many sample questions as you can from student support pack.

## Blood Brothers:

- Create revision materials for the plot, characters and themes
- Use revision resources to plan responses to sample questions from student support pack
- Complete as many sample questions as you can from student support pack.

## Power and Conflict Poetry:

- Create revision materials for the poems
- Use revision resources to plan responses to sample questions
- Complete as many sample questions as you can.

## Unseen Poetry:

- Practise applying **TIMER** to poems you haven't seen before
- Use revision resources to plan responses to sample questions
- Complete as many sample questions as you can.